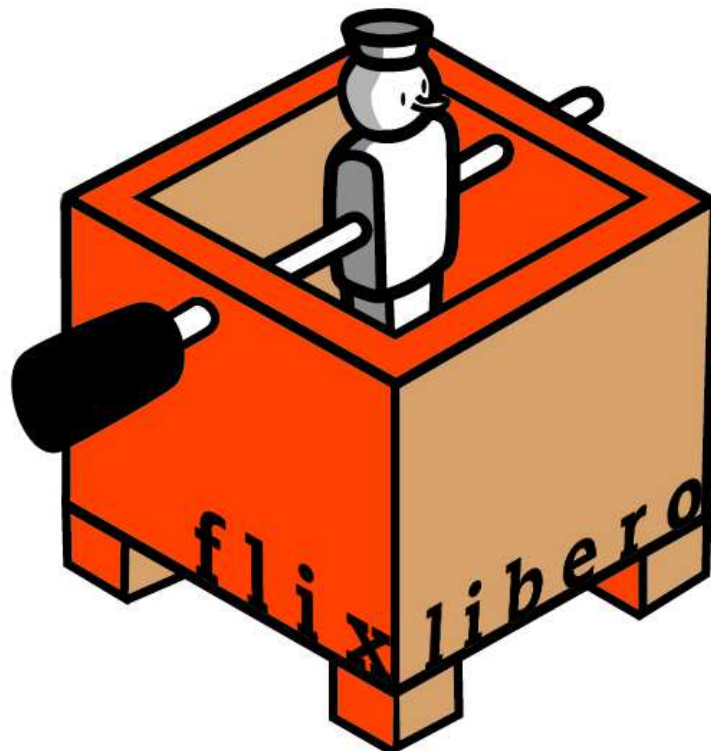


flix Libero Home

| | |
|----------------|---|
| Set up | 2 |
| Technical Data | 4 |
| Rules | 5 |



scope of delivery

Part of the delivery is as well:

1. This manual
2. A spare parts kit with 3 balls (1 x tournament ball, 1 x grip ball, 1 x silent cork ball) and lubricant WD-40 (to grease the bearings it might be helpful to put on the red cannula on the spray).

set up

1. the table


For transport, the legs are folded underneath the table. They are locked with the fixing rod. The goal boxes are taken off.

Erection – that's the way:

1. Put the table on one of the face sides. Unlock the fixing rod and take it off. Unfold the bottom legs. Then unfold the top legs. Now tip over the Libero onto the top legs. Do so while holding the top legs.
2. Lift up the Libero on the other side and completely fold out both legs.
3. Install the fixing rod between the legs and screw until tight.
4. Hook the goal boxes into the face sides.
5. Adjust the table with the help of the adjustable feet. Put one of the balls onto the playfield and use it as a water level.

2. rods and players

- 1 man rod (goalie)** Length 1049mm
1 player, 2 fixing collars, 2 bumpers, 2 rubber washers, 2 steel washers
- 2 men rod (defence)** Length 1262mm
2 players, 2 steel washers, 2 bumpers, 2 rubber washers
- 5 men rod (midfield)** Length 1015mm
5 players, 2 steel washers, 2 bumpers, 2 rubber washers
- 3 men rod (offence)** Length 1125mm
3 players, 2 steel washers, 2 bumpers, 2 rubber washers



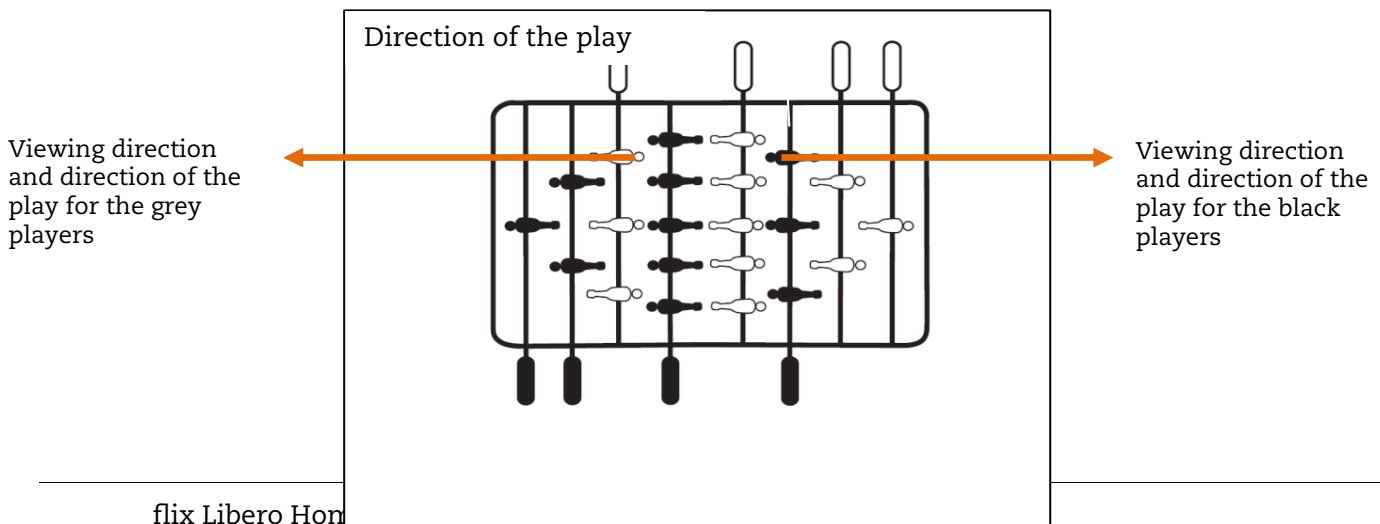
Assembling:

1. The grips of the rods are already mounted, as well the caps for the end of the rods.
2. Push the rod through the sidewall. The grips stays outside the corpus.
3. **1 man rod:** Put one after another onto the rod: Rubber washer, bumper, fixing collar, player, fixing collar, bumper, rubber washer.

Please note: the players are looking in the direction of the opposing goal (see below).

Please note: if the player can not be put onto the rod because the hole in the player is too tight, please put the player into hot water for some minutes.

4. **2, 3, 5 men rod:** Put one after another onto the rod: Rubber washer, bumper, steel washer, players, steel washer, bumper, rubber washer.
5. Push the rod through the second sidewall.
6. Screw tightly the players.



flix Libero Home – technical data

Measures

All measures in mm:

Table Measure (H x W x L)

set up: 900 x 765 x 1170 (+ 160 for both goalbox)

folded: 280 x 765 x 1170

Playfield: size 1112 x 680 (new tournament size: goalie stands on the goal line)

Thickness of the playfield: 18

Uplift of the corner ramp: 8

Uplift of the sidelines: 1,5

Goal width: 205

Side wall: thickness: 28

Rods: diameter x wall thickness: 16 x 3, on request 16 x 4

Height of player above the playfield: 12

Height of the side wall above the rods: 10

Rods (center) above the playfield: 84

Rods (center) above the ground: 870 - 910

Bumper & Slices

Pro-Bumper: Ø=30, L=20

Slices: Ø =30, L=2

Weight

Total weight: 67 kg

Tournament weight with additional weights: 94kg. The additional weight are not included in the regular delivery.

bar rules

Rule No.1

the following and other rules are to be cleared at the table.

Claim

This rule is standard in many bars. A person or team that wants to play, while somebody else is playing can make a claim. This happens by putting the price for a game onto the table while knocking on the table or expresses himself by letting them know that they wish to play. ("We make a claim!") The new person or team playing has to pay, as soon as the losing team is leaving the table and is usually taking their place.

Ball entry

It is often played a snap. Next to the normal entry through the ball entry hole. The ball is brought to the table via one of the corners, so that the team against whom the last goal was made possesses the ball. If the ball cannot be brought into the game with the two man rod, you may start a new effort. (Goodwill) Often the ball is brought into the game due to action of the five man rod, which last made the goal.

Shots from the five man rod

By some players goal shots aren't approved when played with the middle rod. At times it is agreed that goals that are shot this way don't count. (Also called French, since goals that are shot by the middle role are invalid within French rules.)

Dead ball

Is a unreachable ball between the area of the keeper and the two man rod, it is given back to the keeper or the two man rod (optionally by the players or the bystanders) Other dead balls, that are on the playfield are brought in by the regular ball entry.

Goals

Goals are only counted once they stay in the goal and don't pop out again. In some locations a keeper goal is counted double. A professional ethnology reported that since the movie "Absolute Giganten" was shown it has become practice to do so.

Winner

In earlier days they played till 6, since most automats gave 11 balls. This way 6 goals couldn't be hauled in (max count was 6:5). Often there are automats that only give up 9 balls. By tournament and advanced players it is usually played until 5 or 6.