

# Libero Branding

There are a few inventive possibilities for the individual branding of the flix Libero – presented below is an introduction to some of the most popular ones.

## Branding: How To

### 1. Data

All required print data must be made available by our customers.

#### **A: for metal works like the lasered goal box:**

Vector-files, e.g.: EPS, DXF or DWG-files – we would prefer Adobe-Illustrator files. We also need the files as a PDF, as a check for ourselves.

#### **B: for Labels:**

PDF or Adobe Illustrator.

We also need the files as a PDF, as a check for ourselves.

Size of the label: final shape + 3mm bleed addition all around.

Contour-cutting: required final shape. The contour-cut is also required for the rectangular labels.

### 2. Price

All prices are subject to VAT (net) and nonobligatory, including montage.

We are able to create vector-files, if our customers can not provide them with the correct format. The costs of this amounts to a total of 80€/h (VAT not included).

### 3. Duration

After the delivery of the data we need an additional time for the production and montage:

Metal works: (goal box, floodlight): 6 - 7 weeks

Label works: 2 - 3 weeks.

### 4. Help from a professional

If any help for the design of the labels is required, feel free to contact us.

We will gladly assist with the design as well as with anything else.

### 5. Contact

Any Questions?

Feel free to contact us: [info@flix.eu](mailto:info@flix.eu) | +49 – 421 – 794 25 45

# Possibilities: Table...

## Label of centre circle

**Size:** Diameter = 198mm  
**Price:** 39 € / piece

Attention: The label should cover the entire centre circle including the centre spot. Also, the label must be non-transparent.

## Label of side cushion inside

**Size:** max. 1100 x 40mm  
**Price:** approx. 135 € / 2 pieces

Attention: The ball insertion is located in the center (Diameter = 40mm)

## Label of complete pitch

**Size:** 1112 x 680mm  
**Price:** 155 € / piece

Attention: The Label of the pitch will be laminated, as a result of this it is very resilient but yet we can not give a guarantee on it's durability.

## Figure Colors – without extra charge

Available: grey, black, white, yellow, orange, red, green, blue.

More figures on request. Possible options on e.g. [www.kicker-klaus.de](http://www.kicker-klaus.de)

## Label of shirt advertise

**Size:** Diameter = 15mm  
**Price:** 59 € / 22 pieces

## Goal box customized lasered + coloured background

**Size:** 240 x 120mm  
**Price 2 pieces:** 395 € (Home, Sport), 248 € (Classic)  
**Duration:** 6 - 7 Weeks

Attention: The surface of the letters must be filled.  
 Explanation on the following page.

## Label of side cushion outside

**Size:** max. 1153 x 240mm.  
**Price:** 135 € / 2 pieces

The label must include exactly fittings due to the ball insertion, closures and corpus screws. Gladly we can send you the cut templates if needed. We recommend noble and contour-cut labels for our sideline signs.

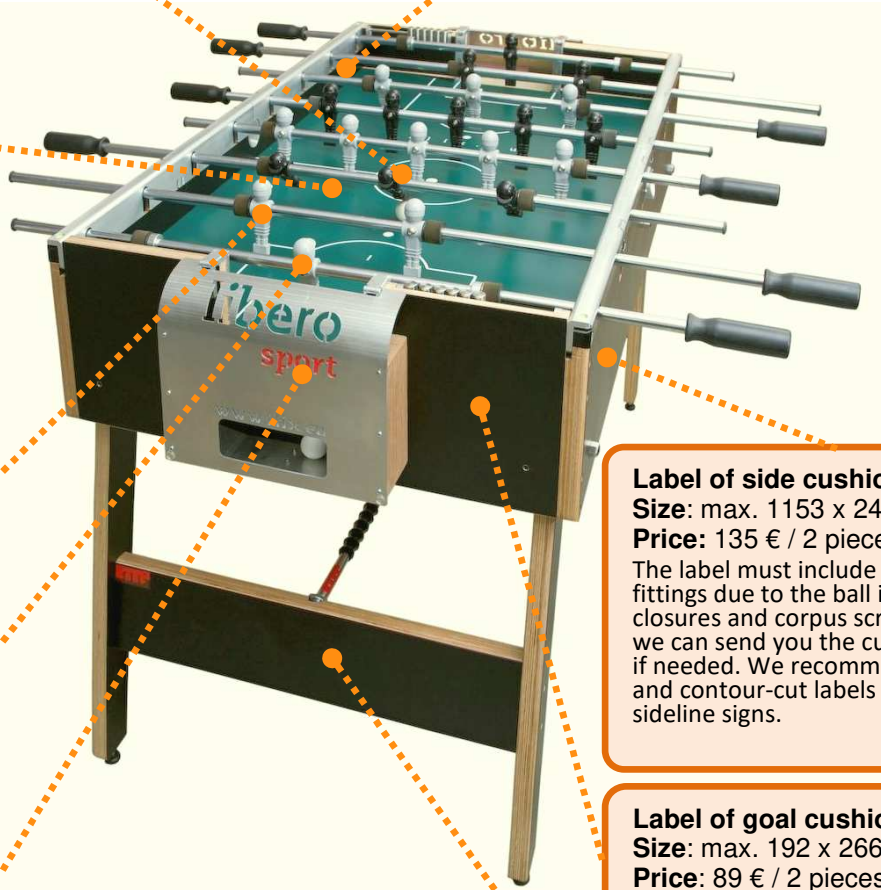
## Label of goal cushion outside

**Size:** max. 192 x 266mm  
**Price:** 89 € / 2 pieces, 105€ / 4 pieces

## Label of the table leg

**Size:** max. 614 x 142mm  
**Price:** 89 € / 2 pieces

Attention: There is a type plate on one of the sides, diameter = 55mm.



# ... and Floodlight

## Floodlight customized lasered + background coloured

**Height of the label:** 7mm  
**Surcharge:** 155 € / piece  
**Duration:** 6 - 7 Weeks

**Price including:** Top plate colour as desired by the customer. Available colors: white, orange, green, red, light blue – further colours on request.



## Goal box lasered

Almost every pattern can be cut out of the goal box by the use of laser-cutting. Only very fine forms are not realizable due to the material thickness of the goal box.

**Please note:** The stainless steel of the goal box will be completely cut through by the laser – because of that letters like A,B,D,O etc. must be connected through a bridge between the inside and “outside” of the letters, otherwise they would fall out. The same holds true for corresponding labels.

### For example:

The inside surfaces of „B“ in LBS...



must be connected through 2 bridges:



... otherwise the result looks like this:



**We can insert the required bridges for you on request.**

### Alternative


The goal box can be plastered with a **film** or printed with a **silkscreen**, if the connection between the bridges does not work for your logo.

## Examples




Floodlight customized lasered + background coloured

# More Examples



Pitch, figures



Side cushion outside



Goal cushion, leg



Goal boxes, pitch, figures, side cushion outside, leg, corpus-edges, ball



Centre circle



Goal boxes, side cushion outside, leg



Floodlight